

**61. INTERNATIONALE DEUTSCHE
CASTINGSPORT -
MEISTERSCHAFT**

18. - 22. AUGUST 2016 IN

HALLE/SAALE



SIEGERLISTE



61. Int. Deutsche Castingsportmeisterschaften

vom 18. -21.08.2016

inHalle/ Saale

Event 1 - *Fliege Ziel / Fly Accuracy*

Damen

| Rank | Name | St.-No. | Nation / Club | Final | | Points | Time |
|------|------------------------|---------|-------------------|--------|-------|--------|-------|
| | | | | Points | Time | | |
| 1 | Rüegg, Melina | 93 | SUI-Schweiz | 100 | 03:23 | 90 | 03:17 |
| 2 | Strauch, Josephin | 52 | Sachsen-Anhalt | 95 | 02:23 | 95 | 02:17 |
| 3 | Pfeiffer, Christin | 101 | Sachsen-Anhalt | 95 | 02:45 | 95 | 03:31 |
| 4 | Dürrwald, Sabrina | 51 | Berlin | 90 | 02:31 | 90 | 02:38 |
| 5 | Brenner, Anja | 62 | Baden-Württembe | 90 | 03:26 | 95 | 03:52 |
| 6 | Strauch, Nathali | 61 | Sachsen-Anhalt | 70 | 03:24 | 90 | 02:50 |
| 7 | Stein, Janet | 91 | Sachsen-Anhalt | | | 90 | 03:35 |
| 8 | Trampe, Jana | 92 | Sachsen-Anhalt | | | 85 | 02:50 |
| 9 | Heyner, Bianca | 72 | Sachsen-Anhalt | | | 85 | 03:31 |
| 10 | Wunsch, Anna Katharina | 83 | Schleswig-Holstei | | | 80 | 03:58 |
| 11 | Schwabe, Christin | 71 | Berlin | | | 70 | 03:25 |
| 12 | Grimm, Stephanie | 81 | Sachsen-Anhalt | | | 70 | 04:44 |

Herren

| Rank | Name | St.-No. | Nation / Club | Final | | Points | Time |
|------|----------------------|---------|-------------------|--------|-------|--------|-------|
| | | | | Points | Time | | |
| 1 | Lussi, Gerhard | 88 | SUI-Schweiz | 100 | 02:20 | 100 | 02:37 |
| 2 | Ulrich, Christopher | 75 | Sachsen-Anhalt | 100 | 02:35 | 100 | 02:51 |
| 3 | Stein, Ralf | 54 | Sachsen-Anhalt | 100 | 02:55 | 100 | 02:43 |
| 4 | Harter, Michael | 94 | Nordrhein-Westfa | 95 | 01:45 | 95 | 01:55 |
| 5 | Zinner, Christian | 98 | AUT-Österreich | 90 | 01:34 | 100 | 02:06 |
| 6 | Balles, Otmar | 85 | Rheinland-Pfalz | 90 | 01:38 | 95 | 01:57 |
| 7 | Hasenhütl, Michael | 66 | Nordrhein-Westfa | | | 95 | 01:59 |
| 8 | Kläusler, Markus | 107 | SUI-Schweiz | | | 95 | 02:17 |
| 9 | Wilczek, Markus | 76 | Nordrhein-Westfa | | | 95 | 02:18 |
| 10 | Welling, Christian | 78 | Nordrhein-Westfa | | | 95 | 02:22 |
| 11 | Gleinser, Leander | 56 | Baden-Württembe | | | 95 | 02:59 |
| 12 | Ebbert, Thomas | 99 | Nordrhein-Westfa | | | 95 | 03:51 |
| 13 | Klett, Jürgen | 105 | Baden-Württembe | | | 90 | 01:49 |
| 14 | Nagel, Jens | 84 | Sachsen-Anhalt | | | 90 | 01:54 |
| 15 | Maire-Hensge, Heinz | 74 | Schleswig-Holstei | | | 90 | 02:10 |
| 16 | Anthöfer, Markus | 86 | Baden-Württembe | | | 90 | 02:23 |
| 17 | Visser, Wiebold | 64 | Niedersachsen | | | 90 | 03:52 |
| 18 | Mohr, Manfred | 106 | Rheinland-Pfalz | | | 90 | 04:02 |
| 19 | Bruthier, Andreas | 68 | Nordrhein-Westfa | | | 90 | 04:33 |
| 20 | Bettin, Armin | 59 | Nordrhein-Westfa | | | 90 | 04:47 |
| 21 | Weigel, Thomas | 79 | Berlin | | | 85 | 02:26 |
| 22 | Wagner, Frank | 67 | Berlin | | | 85 | 02:48 |
| 23 | Urban, Wolfgang | 95 | Sachsen-Anhalt | | | 85 | 03:16 |
| 24 | Ebeling, Olaf | 65 | Sachsen-Anhalt | | | 85 | 03:19 |
| 25 | Scholze, Sebastian | 87 | Sachsen | | | 85 | 04:35 |
| 26 | Schmitt, Peter | 96 | Berlin | | | 85 | 04:41 |
| 27 | Kleen, Sven | 55 | Sachsen | | | 80 | 02:05 |
| 28 | Lillie, Eyk | 89 | Niedersachsen | | | 80 | 03:46 |
| 29 | Kelterer, Erek | 104 | Sachsen-Anhalt | | | 75 | 02:12 |
| 30 | Boppel, Klaus | 109 | Baden-Württembe | | | 75 | 02:43 |
| 31 | Krzyzan, Marius | 57 | Nordrhein-Westfa | | | 75 | 03:33 |
| 32 | Endjer, Dieter | 108 | Niedersachsen | | | 75 | 03:38 |
| 33 | Bruder, Klaus-Jürgen | 97 | Sachsen-Anhalt | | | 70 | 02:18 |
| 34 | Karsten, Friedrich | 77 | Bremen | | | 65 | 04:29 |
| 35 | Krah, Volker | 58 | Hessen | | | 60 | 03:59 |
| 36 | Fischer, Marc | 69 | Hessen | | | 15 | 05:05 |

61. Int. Deutsche Castingsportmeisterschaften

vom 18. -21.08.2016

inHalle/ Saale

Event 2 - *F l i e g e W e i t E i n h a n d / Fly Distance Single Handed*

Damen

| Rank | Name | St.-No. | Nation/Club | Final m | m | Score f. m combination |
|------|------------------------|---------|--|------------|---------------|---------------------------|
| 1 | Dürrwald, Sabrina | 51 |  Berlin | 45,5 | 46,59 / 42,58 | 89,17 |
| 2 | Strauch, Nathali | 61 |  Sachsen-Anhalt | 43,1 | 44,97 / 42,91 | 87,88 |
| 3 | Heyner, Bianca | 72 |  Sachsen-Anhalt | 41,99 | 48,48 / 45,76 | 94,24 |
| 4 | Trampe, Jana | 92 |  Sachsen-Anhalt | 41,04 | 50,30 / 49,49 | 99,79 |
| 5 | Grimm, Stephanie | 81 |  Sachsen-Anhalt | 39,19 | 48,70 / 44,95 | 93,65 |
| 6 | Brenner, Anja | 62 |  Baden-Württemberg | 36,89 | 45,16 / 43,19 | 88,35 |
| 7 | Schwabe, Christin | 71 |  Berlin | | 43,80 / 41,32 | 85,12 |
| 8 | Pfeiffer, Christin | 101 |  Sachsen-Anhalt | | 43,17 / 42,45 | 85,62 |
| 9 | Wunsch, Anna Katharina | 83 |  Schleswig-Holstein | | 42,13 / 39,05 | 81,18 |
| 10 | Stein, Janet | 91 |  Sachsen-Anhalt | | 41,61 / 40,89 | 82,50 |
| 11 | Strauch, Josephin | 52 |  Sachsen-Anhalt | | 41,03 / 37,84 | 78,87 |
| 12 | Rüegg, Melina | 93 |  SUI-Schweiz | | 35,32 / 34,15 | 69,47 |

61. Int. Deutsche Castingsportmeisterschaften

vom 18. -21.08.2016

inHalle/ Saale

Event 2 - *F l i e g e W e i t E i n h a n d / Fly Distance Single Handed*

| Herren | | | | Final | | Score f. |
|--------|----------------------|---------|---|--------------|--------------|---------------|
| Rank | Name | St.-No. | Nation/Club | m | m | m combination |
| 1 | Harter, Michael | 94 |  Nordrhein-Westfal | 58,33 | 63,57 | 58,38 121,95 |
| 2 | Kleen, Sven | 55 |  Sachsen | 58 | 59,40 | 56,48 115,88 |
| 3 | Maire-Hensge, Heinz | 74 |  Schleswig-Holstein | 56,84 | 59,76 | 59,18 118,94 |
| 4 | Stein, Ralf | 54 |  Sachsen-Anhalt | 56,53 | 58,34 | 56,12 114,46 |
| 5 | Nagel, Jens | 84 |  Sachsen-Anhalt | 52,95 | 59,42 | 58,60 118,02 |
| 6 | Kelterer, Erek | 104 |  Sachsen-Anhalt | 52,41 | 59,81 | 56,63 116,44 |
| 7 | Visser, Wiebold | 64 |  Niedersachsen | | 57,93 | 57,17 115,10 |
| 8 | Lussi, Gerhard | 88 |  SUI-Schweiz | | 56,48 | 52,57 109,05 |
| 9 | Zinner, Christian | 98 |  AUT-Österreich | | 55,45 | 54,65 110,10 |
| 10 | Karsten, Friedrich | 77 |  Bremen | | 54,99 | 50,92 105,91 |
| 11 | Urban, Wolfgang | 95 |  Sachsen-Anhalt | | 54,98 | 54,84 109,82 |
| 12 | Balles, Otmar | 85 |  Rheinland-Pfalz | | 54,05 | 53,90 107,95 |
| 13 | Ebeling, Olaf | 65 |  Sachsen-Anhalt | | 54,04 | 53,46 107,50 |
| 14 | Scholz, Sebastian | 87 |  Sachsen | | 53,62 | 51,73 105,35 |
| 15 | Wagner, Frank | 67 |  Berlin | | 52,94 | 50,33 103,27 |
| 16 | Gleinser, Leander | 56 |  Baden-Württember | | 52,34 | 50,55 102,89 |
| 17 | Klett, Jürgen | 105 |  Baden-Württember | | 52,28 | 50,36 102,64 |
| 18 | Boppel, Klaus | 109 |  Baden-Württember | | 52,07 | 47,82 99,89 |
| 19 | Schmitt, Peter | 96 |  Berlin | | 52,05 | 50,72 102,77 |
| 20 | Hasenhüttl, Michael | 66 |  Nordrhein-Westfal | | 51,66 | 51,19 102,85 |
| 21 | Bruder, Klaus-Jürgen | 97 |  Sachsen-Anhalt | | 51,29 | 50,57 101,86 |
| 22 | Ulrich, Christopher | 75 |  Sachsen-Anhalt | | 51,26 | 47,63 98,89 |
| 23 | Anthöfer, Markus | 86 |  Baden-Württember | | 50,87 | 46,82 97,69 |
| 24 | Bettin, Armin | 59 |  Nordrhein-Westfal | | 50,53 | 49,11 99,64 |
| 25 | Ebbert, Thomas | 99 |  Nordrhein-Westfal | | 50,18 | 49,38 99,56 |
| 26 | Lillie, Eyk | 89 |  Niedersachsen | | 49,40 | 48,32 97,72 |
| 27 | Bruthier, Andreas | 68 |  Nordrhein-Westfal | | 47,62 | 47,29 94,91 |
| 28 | Weigel, Thomas | 79 |  Berlin | | 46,62 | 44,15 90,77 |
| 29 | Welling, Christian | 78 |  Nordrhein-Westfal | | 46,38 | 45,20 91,58 |
| 30 | Krzyzan, Marius | 57 |  Nordrhein-Westfal | | 45,92 | 45,14 91,06 |
| 31 | Kläusler, Markus | 107 |  SUI-Schweiz | | 44,19 | 43,63 87,82 |
| 32 | Mohr, Manfred | 106 |  Rheinland-Pfalz | | 43,59 | 43,45 87,04 |
| 33 | Krah, Volker | 58 |  Hessen | | 41,33 | 41,28 82,61 |
| 34 | Wilczek, Markus | 76 |  Nordrhein-Westfal | | 40,57 | 38,52 79,09 |
| 35 | Endjer, Dieter | 108 |  Niedersachsen | | 36,35 | 35,20 71,55 |
| 36 | Fischer, Marc | 69 |  Hessen | | 35,75 | 35,55 71,30 |











61. Int. Deutsche Castingsportmeisterschaften

vom 18. -21.08.2016

inHalle/ Saale

Event 3 - Gewicht Präzision / Spinning Accuracy Arenberg Target

Damen

| Rank | Name | St.-No. | Nation/Club | Finale | | Points | Time |
|------|------------------------|---------|--|--------|-------|--------|-------|
| | | | | Points | Time | | |
| 1 | Dürrwald, Sabrina | 51 |  Berlin | 94 | 02:07 | 92 | 02:29 |
| 2 | Heyner, Bianca | 72 |  Sachsen-Anhalt | 88 | 01:50 | 92 | 01:54 |
| 3 | Pfeiffer, Christin | 101 |  Sachsen-Anhalt | 88 | 02:33 | 94 | 03:05 |
| 4 | Grimm, Stephanie | 81 |  Sachsen-Anhalt | 86 | 02:19 | 96 | 02:44 |
| 5 | Strauch, Josephin | 52 |  Sachsen-Anhalt | 86 | 02:24 | 92 | 02:17 |
| 6 | Rüegg, Melina | 93 |  SUI-Schweiz | 78 | 02:31 | 100 | 02:40 |
| 7 | Strauch, Nathali | 61 |  Sachsen-Anhalt | | | 90 | 03:06 |
| 8 | Brenner, Anja | 62 |  Baden-Württemberg | | | 86 | 02:31 |
| 9 | Stein, Janet | 91 |  Sachsen-Anhalt | | | 86 | 03:13 |
| 10 | Schwabe, Christin | 71 |  Berlin | | | 84 | 02:59 |
| 11 | Wunsch, Anna Katharina | 83 |  Schleswig-Holstein | | | 72 | 02:36 |
| 12 | Trampe, Jana | 92 |  Sachsen-Anhalt | | | 70 | 02:27 |

61. Int. Deutsche Castingsportmeisterschaften

vom 18. -21.08.2016

inHalle/ Saale

Event 3 - Gewicht Präzision/ Spinning Accuracy Arenberg Target

Herren

| Rank | Name | St.-No. | Nation/Club | Finale | | Points | Time |
|------|----------------------|---------|---|--------|-------|--------|-------|
| | | | | Points | Time | | |
| 1 | Harter, Michael | 94 |  Nordrhein-Westfalen | 100 | 01:35 | 98 | 01:46 |
| 2 | Ebeling, Olaf | 65 |  Sachsen-Anhalt | 98 | 01:35 | 96 | 01:51 |
| 3 | Bruder, Klaus-Jürgen | 97 |  Sachsen-Anhalt | 96 | 01:32 | 98 | 01:45 |
| 4 | Wilczek, Markus | 76 |  Nordrhein-Westfalen | 96 | 01:53 | 96 | 01:49 |
| 5 | Kelterer, Erek | 104 |  Sachsen-Anhalt | 94 | 01:32 | 98 | 01:48 |
| 6 | Kleen, Sven | 55 |  Sachsen | 94 | 01:47 | 98 | 02:02 |
| 7 | Ulrich, Christopher | 75 |  Sachsen-Anhalt | | | 96 | 01:51 |
| 8 | Urban, Wolfgang | 95 |  Sachsen-Anhalt | | | 96 | 01:53 |
| 9 | Kläusler, Markus | 107 |  SUI-Schweiz | | | 96 | 02:12 |
| 10 | Nagel, Jens | 84 |  Sachsen-Anhalt | | | 96 | 02:15 |
| 11 | Maire-Hensge, Heinz | 74 |  Schleswig-Holstein | | | 96 | 02:52 |
| 12 | Zinner, Christian | 98 |  AUT-Österreich | | | 94 | 01:20 |
| 13 | Balles, Otmar | 85 |  Rheinland-Pfalz | | | 94 | 01:49 |
| 14 | Hasenhütl, Michael | 66 |  Nordrhein-Westfalen | | | 94 | 02:10 |
| 15 | Schmitt, Peter | 96 |  Berlin | | | 94 | 02:19 |
| 16 | Lussi, Gerhard | 88 |  SUI-Schweiz | | | 94 | 02:25 |
| 17 | Stein, Ralf | 54 |  Sachsen-Anhalt | | | 94 | 02:40 |
| 18 | Anthöfer, Markus | 86 |  Baden-Württemberg | | | 92 | 01:37 |
| 19 | Karsten, Friedrich | 77 |  Bremen | | | 92 | 02:28 |
| 20 | Gleinser, Leander | 56 |  Baden-Württemberg | | | 92 | 02:40 |
| 21 | Mohr, Manfred | 106 |  Rheinland-Pfalz | | | 92 | 02:51 |
| 22 | Krzyzan, Marius | 57 |  Nordrhein-Westfalen | | | 90 | 02:23 |
| 23 | Visser, Wiebold | 64 |  Niedersachsen | | | 90 | 03:13 |
| 24 | Klett, Jürgen | 105 |  Baden-Württemberg | | | 88 | 01:49 |
| 25 | Krah, Volker | 58 |  Hessen | | | 88 | 02:51 |
| 26 | Scholze, Sebastian | 87 |  Sachsen | | | 88 | 03:32 |
| 27 | Wagner, Frank | 67 |  Berlin | | | 86 | 02:19 |
| 28 | Lillie, Eyk | 89 |  Niedersachsen | | | 86 | 02:41 |
| 29 | Boppel, Klaus | 109 |  Baden-Württemberg | | | 84 | 02:04 |
| 30 | Bruthier, Andreas | 68 |  Nordrhein-Westfalen | | | 84 | 02:52 |
| 31 | Welling, Christian | 78 |  Nordrhein-Westfalen | | | 84 | 03:01 |
| 32 | Endjer, Dieter | 108 |  Niedersachsen | | | 82 | 02:19 |
| 33 | Fischer, Marc | 69 |  Hessen | | | 80 | 02:20 |
| 34 | Ebbert, Thomas | 99 |  Nordrhein-Westfalen | | | 80 | 02:32 |
| 35 | Weigel, Thomas | 79 |  Berlin | | | 78 | 02:17 |
| 36 | Bettin, Armin | 59 |  Nordrhein-Westfalen | | | 68 | 02:34 |













61. Int. Deutsche Castingsportmeisterschaften

vom 18. -21.08.2016

inHalle/ Saale

Event 4 - Gewicht Ziel / Spinning Accuracy

Damen

| Rank | Name | St.-No. | Nation/Club | Final | | Points | Time |
|------|------------------------|---------|---|--------|-------|--------|-------|
| | | | | Points | Time | | |
| 1 | Grimm, Stephanie | 81 |  Sachsen-Anhalt | 95 | 03:10 | 95 | 03:19 |
| 2 | Stein, Janet | 91 |  Sachsen-Anhalt | 95 | 04:44 | 100 | 04:40 |
| 3 | Heyner, Bianca | 72 |  Sachsen-Anhalt | 85 | 03:22 | 80 | 02:56 |
| 4 | Strauch, Nathali | 61 |  Sachsen-Anhalt | 85 | 03:42 | 95 | 03:50 |
| 5 | Dürrwald, Sabrina | 51 |  Berlin | 85 | 04:07 | 90 | 04:27 |
| 6 | Strauch, Josephin | 52 |  Sachsen-Anhalt | 80 | 04:14 | 80 | 03:55 |
| 7 | Schwabe, Christin | 71 |  Berlin | | | 80 | 04:38 |
| 8 | Wunsch, Anna Katharina | 83 |  Schleswig-Holstei | | | 80 | 04:45 |
| 9 | Brenner, Anja | 62 |  Baden-Württembe | | | 75 | 04:01 |
| 10 | Rüegg, Melina | 93 |  SUI-Schweiz | | | 75 | 04:03 |
| 11 | Pfeiffer, Christin | 101 |  Sachsen-Anhalt | | | 75 | 04:04 |
| 12 | Trampe, Jana | 92 |  Sachsen-Anhalt | | | 70 | 03:47 |

61. Int. Deutsche Castingsportmeisterschaften

vom 18. -21.08.2016

inHalle/ Saale

Event 4 - Gewicht Ziel / Spinning Accuracy

Herren

| Rank | Name | St.-No. | Nation/Club | Final | | Points | Time |
|------|----------------------|---------|-------------------|--------|-------|--------|-------|
| | | | | Points | Time | | |
| 1 | Ulrich, Christopher | 75 | Sachsen-Anhalt | 100 | 02:34 | 100 | 03:00 |
| 2 | Nagel, Jens | 84 | Sachsen-Anhalt | 100 | 02:45 | 100 | 03:14 |
| 3 | Harter, Michael | 94 | Nordrhein-Westfal | 95 | 02:58 | 100 | 03:40 |
| 4 | Kläusler, Markus | 107 | SUI-Schweiz | 90 | 02:39 | 100 | 03:00 |
| 5 | Scholze, Sebastian | 87 | Sachsen | 85 | 04:59 | 100 | 05:20 |
| 6 | Mohr, Manfred | 106 | Rheinland-Pfalz | 80 | 04:12 | 100 | 04:22 |
| 7 | Ebeling, Olaf | 65 | Sachsen-Anhalt | | | 95 | 03:11 |
| 8 | Bruder, Klaus-Jürgen | 97 | Sachsen-Anhalt | | | 95 | 03:14 |
| 9 | Kelterer, Erek | 104 | Sachsen-Anhalt | | | 95 | 03:14 |
| 10 | Weigel, Thomas | 79 | Berlin | | | 95 | 03:19 |
| 11 | Urban, Wolfgang | 95 | Sachsen-Anhalt | | | 95 | 03:25 |
| 12 | Hasenhütl, Michael | 66 | Nordrhein-Westfal | | | 95 | 03:28 |
| 13 | Stein, Ralf | 54 | Sachsen-Anhalt | | | 95 | 03:45 |
| 14 | Kleen, Sven | 55 | Sachsen | | | 95 | 04:09 |
| 15 | Maire-Hensge, Heinz | 74 | Schleswig-Holstei | | | 95 | 04:43 |
| 16 | Visser, Wiebold | 64 | Niedersachsen | | | 95 | 05:02 |
| 17 | Zinner, Christian | 98 | AUT-Österreich | | | 90 | 02:31 |
| 18 | Anthöfer, Markus | 86 | Baden-Württembe | | | 85 | 02:56 |
| 19 | Balles, Otmar | 85 | Rheinland-Pfalz | | | 85 | 03:34 |
| 20 | Schmitt, Peter | 96 | Berlin | | | 85 | 03:54 |
| 21 | Wagner, Frank | 67 | Berlin | | | 85 | 04:07 |
| 22 | Karsten, Friedrich | 77 | Bremen | | | 85 | 04:46 |
| 23 | Gleinser, Leander | 56 | Baden-Württembe | | | 85 | 04:56 |
| 24 | Fischer, Marc | 69 | Hessen | | | 85 | 05:15 |
| 25 | Lussi, Gerhard | 88 | SUI-Schweiz | | | 85 | 05:19 |
| 26 | Boppel, Klaus | 109 | Baden-Württembe | | | 80 | 03:17 |
| 27 | Wilczek, Markus | 76 | Nordrhein-Westfal | | | 80 | 03:45 |
| 28 | Klett, Jürgen | 105 | Baden-Württembe | | | 80 | 03:45 |
| 29 | Welling, Christian | 78 | Nordrhein-Westfal | | | 80 | 04:51 |
| 30 | Bruthier, Andreas | 68 | Nordrhein-Westfal | | | 80 | 05:06 |
| 31 | Ebbert, Thomas | 99 | Nordrhein-Westfal | | | 75 | 04:40 |
| 32 | Lillie, Eyk | 89 | Niedersachsen | | | 70 | 04:02 |
| 33 | Bettin, Armin | 59 | Nordrhein-Westfal | | | 70 | 05:55 |
| 34 | Endjer, Dieter | 108 | Niedersachsen | | | 65 | 04:19 |
| 35 | Krah, Volker | 58 | Hessen | | | 65 | 04:32 |
| 36 | Krzyzan, Marius | 57 | Nordrhein-Westfal | | | 40 | 04:04 |

61. Int. Deutsche Castingsportmeisterschaften

vom 18. -21.08.2016

inHalle/ Saale

Event 5 - Gewicht Weit Einhand / Spinning Distance Single Handed

Damen

| Rank | Name | St.-No. | Nation/Club | Final m | m | Score f. combination |
|------|------------------------|---------|--------------------|------------|-------|-------------------------|
| 1 | Dürrwald, Sabrina | 51 | Berlin | 72,31 | 72,68 | 109,020 |
| 2 | Pfeiffer, Christin | 101 | Sachsen-Anhalt | 67,59 | 63,83 | 95,745 |
| 3 | Strauch, Nathali | 61 | Sachsen-Anhalt | 64,80 | 66,50 | 99,750 |
| 4 | Schwabe, Christin | 71 | Berlin | 64,29 | 65,40 | 98,100 |
| 5 | Trampe, Jana | 92 | Sachsen-Anhalt | 60,87 | 60,28 | 90,420 |
| 6 | Grimm, Stephanie | 81 | Sachsen-Anhalt | 53,88 | 58,87 | 88,305 |
| 7 | Brenner, Anja | 62 | Baden-Württemberg | | 58,80 | 88,200 |
| 8 | Strauch, Josephin | 52 | Sachsen-Anhalt | | 58,46 | 87,690 |
| 9 | Wunsch, Anna Katharina | 83 | Schleswig-Holstein | | 57,58 | 86,370 |
| 10 | Stein, Janet | 91 | Sachsen-Anhalt | | 54,56 | 81,840 |
| 11 | Rüegg, Melina | 93 | SUI-Schweiz | | 51,96 | 77,940 |
| 12 | Heyner, Bianca | 72 | Sachsen-Anhalt | | 0,00 | 0,000 |

Herren

| Rank | Name | St.-No. | Nation/Club | Final m | m | Score f. combination |
|------|----------------------|---------|---------------------|------------|-------|-------------------------|
| 1 | Gleinser, Leander | 56 | Baden-Württemberg | 78,70 | 75,69 | 113,535 |
| 2 | Stein, Ralf | 54 | Sachsen-Anhalt | 74,02 | 74,63 | 111,945 |
| 3 | Harter, Michael | 94 | Nordrhein-Westfalen | 73,64 | 72,86 | 109,290 |
| 4 | Nagel, Jens | 84 | Sachsen-Anhalt | 73,52 | 71,94 | 107,910 |
| 5 | Maire-Hensge, Heinz | 74 | Schleswig-Holstein | 70,29 | 72,49 | 108,735 |
| 6 | Kläusler, Markus | 107 | SUI-Schweiz | 70,05 | 72,43 | 108,645 |
| 7 | Visser, Wiebold | 64 | Niedersachsen | | 71,84 | 107,760 |
| 8 | Bettin, Armin | 59 | Nordrhein-Westfalen | | 71,60 | 107,400 |
| 9 | Krzyzan, Marius | 57 | Nordrhein-Westfalen | | 71,52 | 107,280 |
| 10 | Hasenhüttl, Michael | 66 | Nordrhein-Westfalen | | 71,49 | 107,235 |
| 11 | Klett, Jürgen | 105 | Baden-Württemberg | | 70,23 | 105,345 |
| 12 | Wilczek, Markus | 76 | Nordrhein-Westfalen | | 70,14 | 105,210 |
| 13 | Kleen, Sven | 55 | Sachsen | | 69,74 | 104,610 |
| 14 | Ebeling, Olaf | 65 | Sachsen-Anhalt | | 69,58 | 104,370 |
| 15 | Balles, Otmar | 85 | Rheinland-Pfalz | | 69,32 | 103,980 |
| 16 | Lillie, Eyk | 89 | Niedersachsen | | 68,69 | 103,035 |
| 17 | Kelterer, Erek | 104 | Sachsen-Anhalt | | 68,14 | 102,210 |
| 18 | Wagner, Frank | 67 | Berlin | | 67,94 | 101,910 |
| 19 | Anthöfer, Markus | 86 | Baden-Württemberg | | 67,79 | 101,685 |
| 20 | Schmitt, Peter | 96 | Berlin | | 66,82 | 100,230 |
| 21 | Karsten, Friedrich | 77 | Bremen | | 66,55 | 99,825 |
| 22 | Weigel, Thomas | 79 | Berlin | | 66,53 | 99,795 |
| 23 | Urban, Wolfgang | 95 | Sachsen-Anhalt | | 66,39 | 99,585 |
| 24 | Bruder, Klaus-Jürgen | 97 | Sachsen-Anhalt | | 65,58 | 98,370 |
| 25 | Mohr, Manfred | 106 | Rheinland-Pfalz | | 65,01 | 97,515 |
| 26 | Bruthier, Andreas | 68 | Nordrhein-Westfalen | | 64,27 | 96,405 |
| 27 | Ulrich, Christopher | 75 | Sachsen-Anhalt | | 62,45 | 93,675 |
| 28 | Boppel, Klaus | 109 | Baden-Württemberg | | 61,65 | 92,475 |
| 29 | Welling, Christian | 78 | Nordrhein-Westfalen | | 61,36 | 92,040 |
| 30 | Scholze, Sebastian | 87 | Sachsen | | 61,20 | 91,800 |
| 31 | Lussi, Gerhard | 88 | SUI-Schweiz | | 59,56 | 89,340 |
| 32 | Ebbert, Thomas | 99 | Nordrhein-Westfalen | | 59,41 | 89,115 |
| 33 | Zinner, Christian | 98 | AUT-Österreich | | 59,08 | 88,620 |
| 34 | Krah, Volker | 58 | Hessen | | 58,00 | 87,000 |
| 35 | Endjer, Dieter | 108 | Niedersachsen | | 56,37 | 84,555 |
| 36 | Fischer, Marc | 69 | Hessen | | 0,00 | 0,000 |

61. Int. Deutsche Castingsportmeisterschaften

vom 18. -21.08.2016

inHalle/ Saale

Event 6 - Fliege Weit Zweihand / Fly Distance Double Handed

Herren

| Rank | Name | St-No. | Nation / Club | Final m | m | m | Score f. combination |
|------|----------------------|--------|---|------------|--------|-------|-------------------------|
| 1 | Kläusler, Markus | 107 |  SUI-Schweiz | 70,12 | 71,90/ | 69,64 | 141,54 |
| 2 | Harter, Michael | 94 |  Nordrhein-Westfalen | 70,09 | 74,79/ | 70,17 | 144,96 |
| 3 | Nagel, Jens | 84 |  Sachsen-Anhalt | 69,71 | 74,82/ | 72,32 | 147,14 |
| 4 | Kelterer, Erek | 104 |  Sachsen-Anhalt | 69,18 | 74,22/ | 70,08 | 144,30 |
| 5 | Maire-Hensge, Heinz | 74 |  Schleswig-Holstein | 68,78 | 74,97/ | 71,06 | 146,03 |
| 6 | Ulrich, Christopher | 75 |  Sachsen-Anhalt | 66,46 | 72,27/ | 70,73 | 143,00 |
| 7 | Zinner, Christian | 98 |  AUT-Österreich | | 71,71/ | 70,61 | 142,32 |
| 8 | Ebeling, Olaf | 65 |  Sachsen-Anhalt | | 71,38/ | 70,24 | 141,62 |
| 9 | Kleen, Sven | 55 |  Sachsen | | 69,92/ | 64,56 | 134,48 |
| 10 | Scholze, Sebastian | 87 |  Sachsen | | 69,67/ | 68,40 | 138,07 |
| 11 | Bruthier, Andreas | 68 |  Nordrhein-Westfalen | | 69,65/ | 68,95 | 138,60 |
| 12 | Schmitt, Peter | 96 |  Berlin | | 69,20/ | 64,87 | 134,07 |
| 13 | Gleinser, Leander | 56 |  Baden-Württemberg | | 68,26/ | 63,05 | 131,31 |
| 14 | Anthöfer, Markus | 86 |  Baden-Württemberg | | 67,93/ | 67,74 | 135,67 |
| 15 | Krzyzan, Marius | 57 |  Nordrhein-Westfalen | | 67,82/ | 65,76 | 133,58 |
| 16 | Urban, Wolfgang | 95 |  Sachsen-Anhalt | | 67,80/ | 63,21 | 131,01 |
| 17 | Balles, Otmar | 85 |  Rheinland-Pfalz | | 67,66/ | 65,66 | 133,32 |
| 18 | Stein, Ralf | 54 |  Sachsen-Anhalt | | 67,30/ | 66,05 | 133,35 |
| 19 | Weigel, Thomas | 79 |  Berlin | | 65,12/ | 63,23 | 128,35 |
| 20 | Wagner, Frank | 67 |  Berlin | | 63,90/ | 63,45 | 127,35 |
| 21 | Boppel, Klaus | 109 |  Baden-Württemberg | | 63,89/ | 54,53 | 118,42 |
| 22 | Bruder, Klaus-Jürgen | 97 |  Sachsen-Anhalt | | 63,48/ | 62,17 | 125,65 |
| 23 | Bettin, Armin | 59 |  Nordrhein-Westfalen | | 63,13/ | 61,37 | 124,50 |
| 24 | Endjer, Dieter | 108 |  Niedersachsen | | 63,08/ | 61,25 | 124,33 |
| 25 | Visser, Wiebold | 64 |  Niedersachsen | | 62,49/ | 58,00 | 120,49 |
| 26 | Hasenhütl, Michael | 66 |  Nordrhein-Westfalen | | 62,43/ | 61,94 | 124,37 |
| 27 | Klett, Jürgen | 105 |  Baden-Württemberg | | 61,12/ | 60,22 | 121,34 |
| 28 | Karsten, Friedrich | 77 |  Bremen | | 60,39/ | 59,39 | 119,78 |
| 29 | Mohr, Manfred | 106 |  Rheinland-Pfalz | | 59,93/ | 58,88 | 118,81 |
| 30 | Ebbert, Thomas | 99 |  Nordrhein-Westfalen | | 59,89/ | 57,55 | 117,44 |
| 31 | Wilczek, Markus | 76 |  Nordrhein-Westfalen | | 59,42/ | 57,40 | 116,82 |
| 32 | Welling, Christian | 78 |  Nordrhein-Westfalen | | 56,55/ | 56,17 | 112,72 |
| 33 | Krah, Volker | 58 |  Hessen | | 56,13/ | 55,70 | 111,83 |
| 34 | Lillie, Eyk | 89 |  Niedersachsen | | 51,59/ | 48,23 | 99,82 |
| 35 | Fischer, Marc | 69 |  Hessen | | 45,67/ | 45,33 | 91,00 |

61. Int. Deutsche Castingsportmeisterschaften

vom 18. -21.08.2016

inHalle/ Saale

Event 7 - Gewicht Weit Zweihand / Spinning Distance Double Handed

Herren

| Rank | Name | St-No. | Nation / Club | Final m | m | Score f. combination |
|------|----------------------|--------|---|---------------|--------|-------------------------|
| 1 | Nagel, Jens | 84 |  Sachsen-Anhalt | 119,92 | 114,41 | 171,615 |
| 2 | Visser, Wiebold | 64 |  Niedersachsen | 113,10 | 112,39 | 168,585 |
| 3 | Maire-Hensge, Heinz | 74 |  Schleswig-Holstein | 112,32 | 112,34 | 168,510 |
| 4 | Balles, Otmar | 85 |  Rheinland-Pfalz | 107,88 | 111,31 | 166,965 |
| 5 | Wagner, Frank | 67 |  Berlin | 105,68 | 111,77 | 167,655 |
| 6 | Schmitt, Peter | 96 |  Berlin | 101,10 | 111,20 | 166,800 |
| 7 | Stein, Ralf | 54 |  Sachsen-Anhalt | | 109,25 | 163,875 |
| 8 | Ebeling, Olaf | 65 |  Sachsen-Anhalt | | 107,81 | 161,715 |
| 9 | Weigel, Thomas | 79 |  Berlin | | 106,93 | 160,395 |
| 10 | Kläusler, Markus | 107 |  SUI-Schweiz | | 106,75 | 160,125 |
| 11 | Gleinser, Leander | 56 |  Baden-Württemberg | | 104,73 | 157,095 |
| 12 | Hasenhütl, Michael | 66 |  Nordrhein-Westfalen | | 104,70 | 157,050 |
| 13 | Bruder, Klaus-Jürgen | 97 |  Sachsen-Anhalt | | 104,48 | 156,720 |
| 14 | Urban, Wolfgang | 95 |  Sachsen-Anhalt | | 103,91 | 155,865 |
| 15 | Karsten, Friedrich | 77 |  Bremen | | 102,19 | 153,285 |
| 16 | Ulrich, Christopher | 75 |  Sachsen-Anhalt | | 102,06 | 153,090 |
| 17 | Kleen, Sven | 55 |  Sachsen | | 101,41 | 152,115 |
| 18 | Zinner, Christian | 98 |  AUT-Österreich | | 100,93 | 151,395 |
| 19 | Anthöfer, Markus | 86 |  Baden-Württemberg | | 100,82 | 151,230 |
| 20 | Welling, Christian | 78 |  Nordrhein-Westfalen | | 100,39 | 150,585 |
| 21 | Lillie, Eyk | 89 |  Niedersachsen | | 100,16 | 150,240 |
| 22 | Bruthier, Andreas | 68 |  Nordrhein-Westfalen | | 100,06 | 150,090 |
| 23 | Fischer, Marc | 69 |  Hessen | | 99,54 | 149,310 |
| 24 | Scholze, Sebastian | 87 |  Sachsen | | 98,72 | 148,080 |
| 25 | Krzyzan, Marius | 57 |  Nordrhein-Westfalen | | 97,44 | 146,160 |
| 26 | Wilczek, Markus | 76 |  Nordrhein-Westfalen | | 96,88 | 145,320 |
| 27 | Ebbert, Thomas | 99 |  Nordrhein-Westfalen | | 96,49 | 144,735 |
| 28 | Bettin, Armin | 59 |  Nordrhein-Westfalen | | 94,03 | 141,045 |
| 29 | Boppel, Klaus | 109 |  Baden-Württemberg | | 91,40 | 137,100 |
| 30 | Endjer, Dieter | 108 |  Niedersachsen | | 90,07 | 135,105 |
| 31 | Krah, Volker | 58 |  Hessen | | 87,10 | 130,650 |
| 32 | Kelterer, Erek | 104 |  Sachsen-Anhalt | | 0,00 | 0,000 |
| 33 | Mohr, Manfred | 106 |  Rheinland-Pfalz | | 0,00 | 0,000 |
| 34 | Harter, Michael | 94 |  Nordrhein-Westfalen | | 0,00 | 0,000 |
| 35 | Klett, Jürgen | 105 |  Baden-Württemberg | | 0,00 | 0,000 |











61. Int. Deutsche Castingsportmeisterschaften

vom 18. -21.08.2016





















inHalle/ Saale

Event 8 - Multi Ziel/Multiplier Accuracy

Damen

| Rank | Name | St-No | Nation/Club | Final | | Points | Time |
|------|--------------------|-------|---|--------|-------|--------|-------|
| | | | | Points | Time | | |
| 1 | Strauch, Nathali | 61 |  Sachsen-Anhalt | 80 | 03:55 | 75 | 05:13 |
| 2 | Grimm, Stephanie | 81 |  Sachsen-Anhalt | 80 | 04:36 | 70 | 05:36 |
| 3 | Trampe, Jana | 92 |  Sachsen-Anhalt | 65 | 05:02 | 75 | 08:00 |
| 4 | Pfeiffer, Christin | 101 |  Sachsen-Anhalt | 65 | 06:08 | 80 | 05:48 |
| 5 | Dürrwald, Sabrina | 51 |  Berlin | 65 | 06:55 | 70 | 07:24 |
| 6 | Strauch, Josephin | 52 |  Sachsen-Anhalt | 45 | 05:15 | 65 | 05:23 |
| 7 | Stein, Janet | 91 |  Sachsen-Anhalt | | | 65 | 06:16 |
| 8 | Schwabe, Christin | 71 |  Berlin | | | 60 | 05:36 |
| 9 | Heyner, Bianca | 72 |  Sachsen-Anhalt | | | 50 | 05:14 |
| 10 | Brenner, Anja | 62 |  Baden-Württemberg | | | 40 | 05:14 |

Herren

| Rank | Name | St-No | Nation/Club | Final | | Points | Time |
|------|----------------------|-------|---|--------|-------|--------|-------|
| | | | | Points | Time | | |
| 1 | Ebeling, Olaf | 65 |  Sachsen-Anhalt | 90 | 02:40 | 95 | 03:08 |
| 2 | Maire-Hensge, Heinz | 74 |  Schleswig-Holstein | 90 | 03:18 | 95 | 04:08 |
| 3 | Bruder, Klaus-Jürgen | 97 |  Sachsen-Anhalt | 90 | 03:30 | 95 | 03:41 |
| 4 | Kleen, Sven | 55 |  Sachsen | 90 | 04:59 | 95 | 05:06 |
| 5 | Wagner, Frank | 67 |  Berlin | 85 | 03:04 | 100 | 03:01 |
| 6 | Kläusler, Markus | 107 |  SUI-Schweiz | 80 | 02:05 | 100 | 02:29 |
| 7 | Kelterer, Erik | 104 |  Sachsen-Anhalt | | | 90 | 03:48 |
| 8 | Urban, Wolfgang | 95 |  Sachsen-Anhalt | | | 90 | 07:31 |
| 9 | Harter, Michael | 94 |  Nordrhein-Westfalen | | | 85 | 05:23 |
| 10 | Weigel, Thomas | 79 |  Berlin | | | 80 | 03:18 |
| 11 | Stein, Ralf | 54 |  Sachsen-Anhalt | | | 80 | 05:25 |
| 12 | Mohr, Manfred | 106 |  Rheinland-Pfalz | | | 75 | 04:04 |
| 13 | Balles, Otmar | 85 |  Rheinland-Pfalz | | | 75 | 04:25 |
| 14 | Nagel, Jens | 84 |  Sachsen-Anhalt | | | 75 | 04:27 |
| 15 | Ulrich, Christopher | 75 |  Sachsen-Anhalt | | | 75 | 05:00 |
| 16 | Zinner, Christian | 98 |  AUT-Österreich | | | 65 | 02:44 |
| 17 | Krah, Volker | 58 |  Hessen | | | 65 | 04:05 |
| 18 | Lussi, Gerhard | 88 |  SUI-Schweiz | | | 60 | 03:41 |
| 19 | Welling, Christian | 78 |  Nordrhein-Westfalen | | | 50 | 05:15 |
| 20 | Hasenhütl, Michael | 66 |  Nordrhein-Westfalen | | | 30 | 05:16 |

61. Int. Deutsche Castingsportmeisterschaften

vom 18. -21.08.2016




















inHalle/ Saale

Event 9 - Multi Weit/ Multiplier Distance Double Handed

Damen

| Rank | Name | St-No | Nation / Club | Finale | | Score f. combination |
|------|---------------------------|-------|---|--------------|-------|----------------------|
| | | | | m | m | |
| 1 | Strauch, Nathali | 61 |  Sachsen-Anhalt | 92,67 | 94,55 | 141,825 |
| 2 | Dürrwald, Sabrina | 51 |  Berlin | 92,00 | 95,47 | 143,205 |
| 3 | Trampe, Jana | 92 |  Sachsen-Anhalt | 87,85 | 90,00 | 135,000 |
| 4 | Pfeiffer, Christin | 101 |  Sachsen-Anhalt | 84,21 | 81,96 | 122,940 |
| 5 | Strauch, Josephin | 52 |  Sachsen-Anhalt | 77,57 | 79,42 | 119,130 |
| 6 | Brenner, Anja | 62 |  Baden-Württemberg | 59,56 | 82,82 | 124,230 |
| 7 | Stein, Janet | 91 |  Sachsen-Anhalt | | 77,58 | 116,370 |
| 8 | Heyner, Bianca | 72 |  Sachsen-Anhalt | | 74,72 | 112,080 |
| 9 | Schwabe, Christin | 71 |  Berlin | | 71,75 | 107,625 |
| 10 | Grimm, Stephanie | 81 |  Sachsen-Anhalt | | 69,57 | 104,355 |

Herren

| Rank | Name | St-No | Nation / Club | Finale | | Score f. combination |
|------|-----------------------------|-------|---|---------------|--------|----------------------|
| | | | | m | m | |
| 1 | Balles, Otmar | 85 |  Rheinland-Pfalz | 107,52 | 105,61 | 158,415 |
| 2 | Kelterer, Erek | 104 |  Sachsen-Anhalt | 107,25 | 108,63 | 162,945 |
| 3 | Nagel, Jens | 84 |  Sachsen-Anhalt | 106,36 | 106,96 | 160,440 |
| 4 | Kläusler, Markus | 107 |  SUI-Schweiz | 106,28 | 110,12 | 165,180 |
| 5 | Ebeling, Olaf | 65 |  Sachsen-Anhalt | 103,26 | 107,12 | 160,680 |
| 6 | Wagner, Frank | 67 |  Berlin | 98,31 | 104,25 | 156,375 |
| 7 | Bruder, Klaus-Jürgen | 97 |  Sachsen-Anhalt | | 104,15 | 156,225 |
| 8 | Maire-Hensge, Heinz | 74 |  Schleswig-Holstein | | 103,35 | 155,025 |
| 9 | Urban, Wolfgang | 95 |  Sachsen-Anhalt | | 101,96 | 152,940 |
| 10 | Stein, Ralf | 54 |  Sachsen-Anhalt | | 101,66 | 152,490 |
| 11 | Kleen, Sven | 55 |  Sachsen | | 101,24 | 151,860 |
| 12 | Weigel, Thomas | 79 |  Berlin | | 101,00 | 151,500 |
| 13 | Welling, Christian | 78 |  Nordrhein-Westfalen | | 97,79 | 146,685 |
| 14 | Harter, Michael | 94 |  Nordrhein-Westfalen | | 95,77 | 143,655 |
| 15 | Ulrich, Christopher | 75 |  Sachsen-Anhalt | | 92,35 | 138,525 |
| 16 | Lussi, Gerhard | 88 |  SUI-Schweiz | | 90,30 | 135,450 |
| 17 | Krah, Volker | 58 |  Hessen | | 77,70 | 116,550 |
| 18 | Mohr, Manfred | 106 |  Rheinland-Pfalz | | 75,04 | 112,560 |
| 19 | Hasenhütl, Michael | 66 |  Nordrhein-Westfalen | | 0,00 | 0,000 |













61. Int. Deutsche Castingsportmeisterschaften

vom 18. -21.08.2016

inHalle/ Saale

F ü n f k a m p f / Pentathlon

Damen

| Rank | Name | St-No | Nation / Club | Pentathlon | E1 | E2 | E3 | E4 | E5-m | |
|------|------------------------|-------|--|----------------|----|--------|-------|-----|------|-------|
| 1 | Dürrwald, Sabrina | 51 |  Berlin | 470,190 | 90 | 46,59/ | 42,58 | 92 | 90 | 72,68 |
| 2 | Strauch, Nathali | 61 |  Sachsen-Anhalt | 462,630 | 90 | 44,97/ | 42,91 | 90 | 95 | 66,50 |
| 3 | Pfeiffer, Christin | 101 |  Sachsen-Anhalt | 445,365 | 95 | 43,17/ | 42,45 | 94 | 75 | 63,83 |
| 4 | Grimm, Stephanie | 81 |  Sachsen-Anhalt | 442,955 | 70 | 48,70/ | 44,95 | 96 | 95 | 58,87 |
| 5 | Stein, Janet | 91 |  Sachsen-Anhalt | 440,340 | 90 | 41,61/ | 40,89 | 86 | 100 | 54,56 |
| 6 | Strauch, Josephin | 52 |  Sachsen-Anhalt | 433,560 | 95 | 41,03/ | 37,84 | 92 | 80 | 58,46 |
| 7 | Brenner, Anja | 62 |  Baden-Württemberg | 432,550 | 95 | 45,16/ | 43,19 | 86 | 75 | 58,80 |
| 8 | Schwabe, Christin | 71 |  Berlin | 417,220 | 70 | 43,80/ | 41,32 | 84 | 80 | 65,40 |
| 9 | Trampe, Jana | 92 |  Sachsen-Anhalt | 415,210 | 85 | 50,30/ | 49,49 | 70 | 70 | 60,28 |
| 10 | Rüegg, Melina | 93 |  SUI-Schweiz | 412,410 | 90 | 35,32/ | 34,15 | 100 | 75 | 51,96 |
| 11 | Wunsch, Anna Katharina | 83 |  Schleswig-Holstein | 399,550 | 80 | 42,13/ | 39,05 | 72 | 80 | 57,58 |
| 12 | Heyner, Bianca | 72 |  Sachsen-Anhalt | 351,240 | 85 | 48,48/ | 45,76 | 92 | 80 | 0,00 |


61. Int. Deutsche Castingsportmeisterschaften

vom 18. -21.08.2016

inHalle/ Saale

F ü n f k a m p f / Pentathlon

Herren

| Rank | Name | St-No | Nation / Club | Pentathlon | E1 | E2 | E3 | E4 | E5-m | |
|------|----------------------|-------|---|----------------|-----|--------|-------|----|------|-------|
| 1 | Harter, Michael | 94 |  Nordrhein-Westfalen | 524,240 | 95 | 63,57/ | 58,38 | 98 | 100 | 72,86 |
| 2 | Stein, Ralf | 54 |  Sachsen-Anhalt | 515,405 | 100 | 58,34/ | 56,12 | 94 | 95 | 74,63 |
| 3 | Nagel, Jens | 84 |  Sachsen-Anhalt | 511,930 | 90 | 59,42/ | 58,60 | 96 | 100 | 71,94 |
| 4 | Maire-Hensge, Heinz | 74 |  Schleswig-Holstein | 508,675 | 90 | 59,76/ | 59,18 | 96 | 95 | 72,49 |
| 5 | Visser, Wiebold | 64 |  Niedersachsen | 497,860 | 90 | 57,93/ | 57,17 | 90 | 95 | 71,84 |
| 6 | Hasenhütl, Michael | 66 |  Nordrhein-Westfalen | 494,085 | 95 | 51,66/ | 51,19 | 94 | 95 | 71,49 |
| 7 | Kleen, Sven | 55 |  Sachsen | 493,490 | 80 | 59,40/ | 56,48 | 98 | 95 | 69,74 |
| 8 | Ulrich, Christopher | 75 |  Sachsen-Anhalt | 488,565 | 100 | 51,26/ | 47,63 | 96 | 100 | 62,45 |
| 9 | Gleinser, Leander | 56 |  Baden-Württemberg | 488,425 | 95 | 52,34/ | 50,55 | 92 | 85 | 75,69 |
| 10 | Ebeling, Olaf | 65 |  Sachsen-Anhalt | 487,870 | 85 | 54,04/ | 53,46 | 96 | 95 | 69,58 |
| 11 | Kläusler, Markus | 107 |  SUI-Schweiz | 487,465 | 95 | 44,19/ | 43,63 | 96 | 100 | 72,43 |
| 12 | Kelterer, Erek | 104 |  Sachsen-Anhalt | 486,650 | 75 | 59,81/ | 56,63 | 98 | 95 | 68,14 |
| 13 | Balles, Otmar | 85 |  Rheinland-Pfalz | 485,930 | 95 | 54,05/ | 53,90 | 94 | 85 | 69,32 |
| 14 | Urban, Wolfgang | 95 |  Sachsen-Anhalt | 485,405 | 85 | 54,98/ | 54,84 | 96 | 95 | 66,39 |
| 15 | Zinner, Christian | 98 |  AUT-Österreich | 482,720 | 100 | 55,45/ | 54,65 | 94 | 90 | 59,08 |
| 16 | Lussi, Gerhard | 88 |  SUI-Schweiz | 477,390 | 100 | 56,48/ | 52,57 | 94 | 85 | 59,56 |
| 17 | Scholze, Sebastian | 87 |  Sachsen | 470,150 | 85 | 53,62/ | 51,73 | 88 | 100 | 61,20 |
| 18 | Schmitt, Peter | 96 |  Berlin | 467,000 | 85 | 52,05/ | 50,72 | 94 | 85 | 66,82 |
| 19 | Mohr, Manfred | 106 |  Rheinland-Pfalz | 466,555 | 90 | 43,59/ | 43,45 | 92 | 100 | 65,01 |
| 20 | Anthöfer, Markus | 86 |  Baden-Württemberg | 466,375 | 90 | 50,87/ | 46,82 | 92 | 85 | 67,79 |
| 21 | Klett, Jürgen | 105 |  Baden-Württemberg | 465,985 | 90 | 52,28/ | 50,36 | 88 | 80 | 70,23 |
| 22 | Bruder, Klaus-Jürgen | 97 |  Sachsen-Anhalt | 463,230 | 70 | 51,29/ | 50,57 | 98 | 95 | 65,58 |
| 23 | Wagner, Frank | 67 |  Berlin | 461,180 | 85 | 52,94/ | 50,33 | 86 | 85 | 67,94 |
| 24 | Wilczek, Markus | 76 |  Nordrhein-Westfalen | 455,300 | 95 | 40,57/ | 38,52 | 96 | 80 | 70,14 |
| 25 | Weigel, Thomas | 79 |  Berlin | 448,565 | 85 | 46,62/ | 44,15 | 78 | 95 | 66,53 |
| 26 | Karsten, Friedrich | 77 |  Bremen | 447,735 | 65 | 54,99/ | 50,92 | 92 | 85 | 66,55 |
| 27 | Bruthier, Andreas | 68 |  Nordrhein-Westfalen | 445,315 | 90 | 47,62/ | 47,29 | 84 | 80 | 64,27 |
| 28 | Welling, Christian | 78 |  Nordrhein-Westfalen | 442,620 | 95 | 46,38/ | 45,20 | 84 | 80 | 61,36 |
| 29 | Ebbert, Thomas | 99 |  Nordrhein-Westfalen | 438,675 | 95 | 50,18/ | 49,38 | 80 | 75 | 59,41 |
| 30 | Lillie, Eyk | 89 |  Niedersachsen | 436,755 | 80 | 49,40/ | 48,32 | 86 | 70 | 68,69 |
| 31 | Bettin, Armin | 59 |  Nordrhein-Westfalen | 435,040 | 90 | 50,53/ | 49,11 | 68 | 70 | 71,60 |
| 32 | Boppel, Klaus | 109 |  Baden-Württemberg | 431,365 | 75 | 52,07/ | 47,82 | 84 | 80 | 61,65 |
| 33 | Krzyzan, Marius | 57 |  Nordrhein-Westfalen | 403,340 | 75 | 45,92/ | 45,14 | 90 | 40 | 71,52 |
| 34 | Krah, Volker | 58 |  Hessen | 382,610 | 60 | 41,33/ | 41,28 | 88 | 65 | 58,00 |
| 35 | Endjer, Dieter | 108 |  Niedersachsen | 378,105 | 75 | 36,35/ | 35,20 | 82 | 65 | 56,37 |
| 36 | Fischer, Marc | 69 |  Hessen | 251,300 | 15 | 35,75/ | 35,55 | 80 | 85 | 0,00 |

61. Int. Deutsche Castingsportmeisterschaften

vom 18. -21.08.2016

inHalle/ Saale

S i e b e n k a m p f / Heptathlon

Herren

| Rank | Name | Nation/Club | Heptathlon | Pentathlon | E6 | E7-m | |
|------|----------------------|----------------------|----------------|------------|--------|-------|--------|
| 1 | Nagel, Jens | 84 Sachsen-Anhalt | 830,685 | 511,930 | 74,82/ | 72,32 | 114,41 |
| 2 | Maire-Hensge, Heinz | 74 Schleswig-Holste | 823,215 | 508,675 | 74,97/ | 71,06 | 112,34 |
| 3 | Stein, Ralf | 54 Sachsen-Anhalt | 812,630 | 515,405 | 67,30/ | 66,05 | 109,25 |
| 4 | Ebeling, Olaf | 65 Sachsen-Anhalt | 791,205 | 487,870 | 71,38/ | 70,24 | 107,81 |
| 5 | Kläusler, Markus | 107 SUI-Schweiz | 789,130 | 487,465 | 71,90/ | 69,64 | 106,75 |
| 6 | Visser, Wiebold | 64 Niedersachsen | 786,935 | 497,860 | 62,49/ | 58,00 | 112,39 |
| 7 | Balles, Otmar | 85 Rheinland-Pfalz | 786,215 | 485,930 | 67,66/ | 65,66 | 111,31 |
| 8 | Ulrich, Christopher | 75 Sachsen-Anhalt | 784,655 | 488,565 | 72,27/ | 70,73 | 102,06 |
| 9 | Kleen, Sven | 55 Sachsen | 780,085 | 493,490 | 69,92/ | 64,56 | 101,41 |
| 10 | Gleinser, Leander | 56 Baden-Württemb | 776,830 | 488,425 | 68,26/ | 63,05 | 104,73 |
| 11 | Zinner, Christian | 98 AUT-Österreich | 776,435 | 482,720 | 71,71/ | 70,61 | 100,93 |
| 12 | Hasenhütl, Michael | 66 Nordrhein-Westf | 775,505 | 494,085 | 62,43/ | 61,94 | 104,70 |
| 13 | Urban, Wolfgang | 95 Sachsen-Anhalt | 772,280 | 485,405 | 67,80/ | 63,21 | 103,91 |
| 14 | Schmitt, Peter | 96 Berlin | 767,870 | 467,000 | 69,20/ | 64,87 | 111,20 |
| 15 | Scholze, Sebastian | 87 Sachsen | 756,300 | 470,150 | 69,67/ | 68,40 | 98,72 |
| 16 | Wagner, Frank | 67 Berlin | 756,185 | 461,180 | 63,90/ | 63,45 | 111,77 |
| 17 | Anthöfer, Markus | 86 Baden-Württemb | 753,275 | 466,375 | 67,93/ | 67,74 | 100,82 |
| 18 | Bruder, Klaus-Jürgen | 97 Sachsen-Anhalt | 745,600 | 463,230 | 63,48/ | 62,17 | 104,48 |
| 19 | Weigel, Thomas | 79 Berlin | 737,310 | 448,565 | 65,12/ | 63,23 | 106,93 |
| 20 | Bruthier, Andreas | 68 Nordrhein-Westf | 734,005 | 445,315 | 69,65/ | 68,95 | 100,06 |
| 21 | Karsten, Friedrich | 77 Bremen | 720,800 | 447,735 | 60,39/ | 59,39 | 102,19 |
| 22 | Wilczek, Markus | 76 Nordrhein-Westf | 717,440 | 455,300 | 59,42/ | 57,40 | 96,88 |
| 23 | Welling, Christian | 78 Nordrhein-Westf | 705,925 | 442,620 | 56,55/ | 56,17 | 100,39 |
| 24 | Ebbert, Thomas | 99 Nordrhein-Westf | 700,850 | 438,675 | 59,89/ | 57,55 | 96,49 |
| 25 | Bettin, Armin | 59 Nordrhein-Westf | 700,585 | 435,040 | 63,13/ | 61,37 | 94,03 |
| 26 | Boppel, Klaus | 109 Baden-Württemb | 686,885 | 431,365 | 63,89/ | 54,53 | 91,40 |
| 27 | Lillie, Eyk | 89 Niedersachsen | 686,815 | 436,755 | 51,59/ | 48,23 | 100,16 |
| 28 | Krzyzan, Marius | 57 Nordrhein-Westf | 683,080 | 403,340 | 67,82/ | 65,76 | 97,44 |
| 29 | Harter, Michael | 94 Nordrhein-Westf | 669,200 | 524,240 | 74,79/ | 70,17 | 0,00 |
| 30 | Endjer, Dieter | 108 Niedersachsen | 637,540 | 378,105 | 63,08/ | 61,25 | 90,07 |
| 31 | Kelterer, Ere | 104 Sachsen-Anhalt | 630,950 | 486,650 | 74,22/ | 70,08 | 0,00 |
| 32 | Krah, Volker | 58 Hessen | 625,090 | 382,610 | 56,13/ | 55,70 | 87,10 |
| 33 | Klett, Jürgen | 105 Baden-Württemb | 587,325 | 465,985 | 61,12/ | 60,22 | 0,00 |
| 34 | Mohr, Manfred | 106 Rheinland-Pfalz | 585,365 | 466,555 | 59,93/ | 58,88 | 0,00 |
| 35 | Fischer, Marc | 69 Hessen | 491,610 | 251,300 | 45,67/ | 45,33 | 99,54 |











61. Int. Deutsche Castingsportmeisterschaften

vom 18. -21.08.2016



















inHalle/ Saale

Allround

Damen

| Rank | Name | St-No | Nation/Club | Allround | 5/7-Kampf | E8 | E9-m |
|------|--------------------|-------|---|----------------|-----------|----|-------|
| 1 | Dürrwald, Sabrina | 51 |  Berlin | 683,395 | 470,190 | 70 | 95,47 |
| 2 | Strauch, Nathali | 61 |  Sachsen-Anhalt | 679,455 | 462,630 | 75 | 94,55 |
| 3 | Pfeiffer, Christin | 101 |  Sachsen-Anhalt | 648,305 | 445,365 | 80 | 81,96 |
| 4 | Trampe, Jana | 92 |  Sachsen-Anhalt | 625,210 | 415,210 | 75 | 90,00 |
| 5 | Stein, Janet | 91 |  Sachsen-Anhalt | 621,710 | 440,340 | 65 | 77,58 |
| 6 | Strauch, Josephin | 52 |  Sachsen-Anhalt | 617,690 | 433,560 | 65 | 79,42 |
| 7 | Grimm, Stephanie | 81 |  Sachsen-Anhalt | 617,310 | 442,955 | 70 | 69,57 |
| 8 | Brenner, Anja | 62 |  Baden-Württemberg | 596,780 | 432,550 | 40 | 82,82 |
| 9 | Schwabe, Christin | 71 |  Berlin | 584,845 | 417,220 | 60 | 71,75 |
| 10 | Heyner, Bianca | 72 |  Sachsen-Anhalt | 513,320 | 351,240 | 50 | 74,72 |

Herren

| Rank | Name | St-No | Nation/Club | Allround | 5/7-Kampf | E8 | E9-m |
|------|----------------------|-------|--|------------------|-----------|-----|--------|
| 1 | Maire-Hensge, Heinz | 74 |  Schleswig-Holstein | 1.073,240 | 823,215 | 95 | 103,35 |
| 2 | Nagel, Jens | 84 |  Sachsen-Anhalt | 1.066,125 | 830,685 | 75 | 106,96 |
| 3 | Kläusler, Markus | 107 |  SUI-Schweiz | 1.054,310 | 789,130 | 100 | 110,12 |
| 4 | Ebeling, Olaf | 65 |  Sachsen-Anhalt | 1.046,885 | 791,205 | 95 | 107,12 |
| 5 | Stein, Ralf | 54 |  Sachsen-Anhalt | 1.045,120 | 812,630 | 80 | 101,66 |
| 6 | Kleen, Sven | 55 |  Sachsen | 1.026,945 | 780,085 | 95 | 101,24 |
| 7 | Balles, Otmar | 85 |  Rheinland-Pfalz | 1.019,630 | 786,215 | 75 | 105,61 |
| 8 | Urban, Wolfgang | 95 |  Sachsen-Anhalt | 1.015,220 | 772,280 | 90 | 101,96 |
| 9 | Wagner, Frank | 67 |  Berlin | 1.012,560 | 756,185 | 100 | 104,25 |
| 10 | Ulrich, Christopher | 75 |  Sachsen-Anhalt | 998,180 | 784,655 | 75 | 92,35 |
| 11 | Bruder, Klaus-Jürgen | 97 |  Sachsen-Anhalt | 996,825 | 745,600 | 95 | 104,15 |
| 12 | Weigel, Thomas | 79 |  Berlin | 968,810 | 737,310 | 80 | 101,00 |
| 13 | Welling, Christian | 78 |  Nordrhein-Westfale | 902,610 | 705,925 | 50 | 97,79 |
| 14 | Harter, Michael | 94 |  Nordrhein-Westfale | 897,855 | 669,200 | 85 | 95,77 |
| 15 | Kelterer, Erek | 104 |  Sachsen-Anhalt | 883,895 | 630,950 | 90 | 108,63 |
| 16 | Krah, Volker | 58 |  Hessen | 806,640 | 625,090 | 65 | 77,70 |
| 17 | Hasenhütl, Michael | 66 |  Nordrhein-Westfale | 805,505 | 775,505 | 30 | 0,00 |
| 18 | Mohr, Manfred | 106 |  Rheinland-Pfalz | 772,925 | 585,365 | 75 | 75,04 |

61. Int. Deutsche Castingsportmeisterschaften

vom 18. -21.08.2016

inHalle/ Saale

F ü n f k a m p f - Mannschaftswertung / Pentathlon-Team-Evaluation

Damen

1

Sachsen-Anhalt I



905,585

Strauch, Nathali 462,630
Grimm, Stephanie 442,955

2

Berlin



887,410

Dürrwald, Sabrina 470,190
Schwabe, Christin 417,220

3

Sachsen-Anhalt II



885,705

Pfeiffer, Christin 445,365
Stein, Janet 440,340

Herren

1

Sachsen-Anhalt



1.515,205

Stein, Ralf 515,405
Nagel, Jens 511,930
Ebeling, Olaf 487,870

2

Nordrhein-Westfalen



1.473,625

Harter, Michael 524,240
Hasenhütl, Michael 494,085
Wilczek, Markus 455,300

3

Baden-Württemberg



1.420,785

Gleinser, Leander 488,425
Anthöfer, Markus 466,375
Klett, Jürgen 465,985

4

Berlin



1.376,745

Schmitt, Peter 467,000
Wagner, Frank 461,180
Weigel, Thomas 448,565

5

Niedersachsen



1.312,720

Visser, Wiebold 497,860
Lillie, Eyk 436,755
Endjer, Dieter 378,105